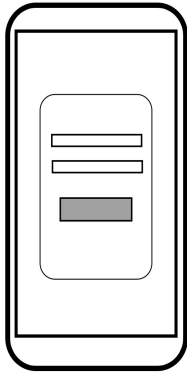




# Remote Monitoring for Business



## Quick Start Guide - ALTA LTE Gateway

# 1



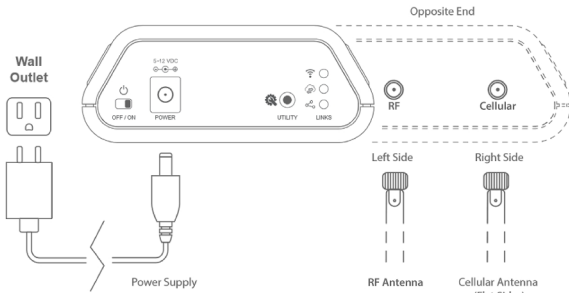
Use the QR code to the right of the phone image above to download the iMonnit app. Alternatively, you can search for "iMonnit" in Google Play or the Apple Store.

# 2




Follow the in-app instructions to add devices to your account.

# 3



Connect the RP SMA Antenna and power cord to your wireless gateway. All lights should turn green.

# 4



iMonnit is the easy way to view your sensor data and customize your sensor settings in the app or online at [imonnit.com](http://imonnit.com).

For more detailed instructions, documentation, how-to guides and video demonstrations on using Monnit wireless sensors, wireless gateways and iMonnit software, visit our support page at [monnit.com/support/](http://monnit.com/support/).



Monnit Corporation

3400 South West Temple • Salt Lake City, UT 84115 • 801-561-5555  
[www.monnit.com](http://www.monnit.com)