




Remote Monitoring for Business


Quick Start Guide - ALTA Sensor Adapter and Wireless Sensors

1



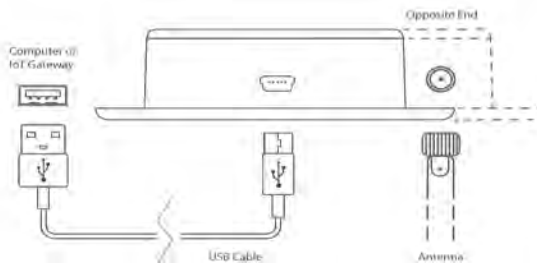
Use the QR code to the right of the phone image above to download the iMonnit app. Alternatively, you can search for "iMonnit" in Google Play or the Apple Store.

2



Follow the in-app instructions to add devices to your account.

3



Install computer application, then connect the [Wireless Sensor Adapter](#) via USB.

Application is available at monnit.com/support/downloads/.

4



iMonnit is the easy way to view your sensor data and customize your sensor settings in the app or online at monnit.com.

For more detailed instructions, documentation, how-to guides and video demonstrations on using Monnit wireless sensors, wireless gateways and iMonnit software, visit our support page at monnit.com/support/.



Monnit Corporation

3400 South West Temple • Salt Lake City, UT 84115 • 801-561-5555
www.monnit.com