



## Wireless Temperature Sensor with Probe

### General Description

The Wireless Temperature Sensor with Probe uses a type NTC thermistor with 3 ft. lead wires to measure the temperature away from the sensor circuitry, allowing measurement of temperature with a wider range than the sensors main circuitry.

### Features

- Accurate to  $\pm 1^{\circ}\text{C}$  ( $\pm 1.8^{\circ}\text{F}$ ).
- Increased accuracy by user calibration to  $\pm 0.25^{\circ}\text{C}$  ( $\pm 0.45^{\circ}\text{F}$ )
- Probe temperature range of  $-40^{\circ}\text{C}$  to  $+125^{\circ}\text{C}$  ( $-40^{\circ}\text{F}$  to  $+257^{\circ}\text{F}$ )
- 3 ft. lead wires.



Free iMonnit basic online wireless sensor monitoring and notification system to configure sensors, view data and set alerts via SMS text and email.

### Principle of Operation

The Wireless Temperature Sensor outputs the ambient temperature in degrees Fahrenheit. It is programmed to sleep for a user-given time interval (heartbeat) and then wakeup, send power to the NTC Thermistor and wait for it to stabilize, and convert the analog data, mathematically compute the temperature and transmit the data to the gateway. To stay within the abilities of the processor, the temperature is computed off a data table provided by the manufacturer. To reduce error, a variable resistor configuration is implemented over specified temperature ranges.

### Example Applications

- Ambient Temperature Monitoring
- Environmental Monitoring
- Smart Machines & Smart Structures
- HVAC Operation & Testing
- Data Center Monitoring

And many more...

### Monnit Sensor Core Specifications

- Wireless Range: 250 - 300 ft. (non-line-of-sight / indoors through walls, ceilings & floors) \*
- RF Communication: 900, 920, 868 and 433 MHz
- Power: Replaceable batteries (optimized for long battery life, line-power and solar (Industrial only) options are available)
- Battery Life (at 1 hour heartbeat setting): \*\*
  - Coin Cell > 2-3 years.
  - AA battery > 4-8 years
  - Industrial > 4-8 years
  - Wifi > Up to 5 years

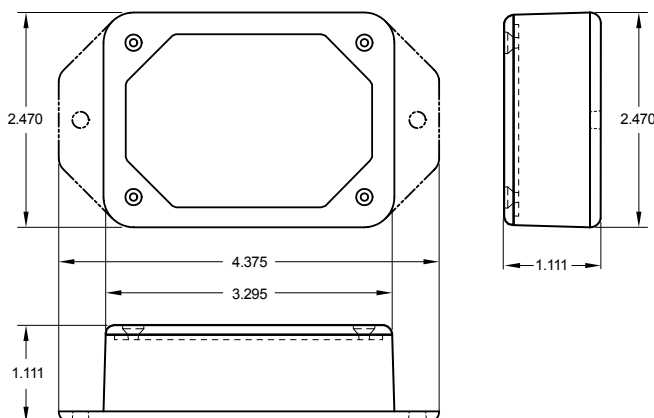
\* Actual range may vary depending on environment. (Wi-Fi sensor typical range up to 100 ft.)






\*\* Battery life is determined by sensor reporting frequency and other variables.

### Sensor Types & Options

|   |   |
|---|---|
| Wireless Temperature Sensor with Probe (AA)         | 2 |
| Wireless Temperature Sensor with Probe (Coin Cell)  | 3 |
| Wireless Temperature Sensor with Probe (Industrial) | 4 |
| MOWI Wireless Temperature Sensor with Probe (Wi-Fi) | 5 |
| Notes   | 6 |

## Wireless Temperature Sensor with Probe (AA)



| Technical Specifications  |  |
|---|--|
| Supply Voltage  | 2.0 - 3.6 VDC (3.0 - 3.6 VDC Using Power Supply) *   |
| Current Consumption   | 0.7 $\mu$ A (sleep mode)<br>2 mA (radio idle/off mode)<br>2 mA (measurement mode)<br>25 mA (radio RX mode)<br>35 mA (radio TX mode)  |
| Operating Temperature Range (Board Circuitry and Batteries)   | -18°C to 55°C (0°F to 130°F) using alkaline<br>-40°C to 85°C (-40°F to 185°F) using lithium **   |
| Optimal Battery Temperature Range (AA)  | +10°C to +50°C ( +50°F to +122°F )   |
| Thermistor Temperature Range (Thermistor Probe)   | -40°C to +125°C ( -40°F to +257°F )  |
| Accuracy @ 25°C   | +/- 1% (1° C or 1.8° F)  |
| User Calibrated Accuracy  | +/- 0.25° C ( $\pm$ 0.45° F)   |
| Time Constant @ 25°C  | 15 sec max   |
| Probe Wire Length   | 3 ft. ( 36 in.)  |
| Weight  | 3.7 oz.  |
| Wireless Range  | 250 - 300 ft. (Through walls, ceilings and floors)<br>Range may vary according to environmental variables  |
| Certifications<br>     | 900 MHz product; FCC ID: ZTL- RFSC1 and IC: 9794A-RFSC1. 920 MHz product; ARIB STD-T108 R210-103733. 868 and 433 MHz product tested and found to comply with: CISPR 22:2008-09 / EN 55022:2010 - Class B and ETSI EN 300 220-2 V2.4.1 (2012-05). |

\* Hardware cannot withstand negative voltage. Please take care when connecting a power device.

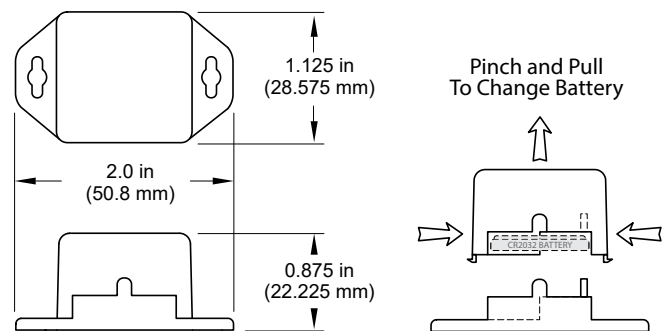
\*\* At temperatures above 100°C, it is possible for the board circuitry to lose programmed memory.

## Power Options

Two replaceable 1.5V AA sized batteries are included with the standard model. A line-power version with battery backup is also available - allowing it to be powered by a standard 3.0 - 3.6V power supply and use the internal batteries if there is a power interruption.

Power options must be selected at time of purchase as the internal hardware of the sensor must be changed to support the selected power requirements.

## Wireless Temperature Sensor with Probe (Coin Cell)



### Technical Specifications

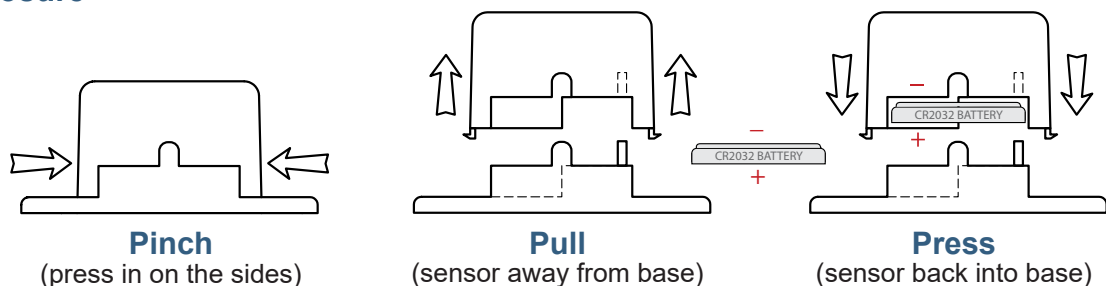
|   |  |
|---|--|
| Supply Voltage  | 2.0 - 3.6 VDC *  |
| Current Consumption   | 0.7 $\mu$ A (sleep mode)<br>2 mA (radio idle/off mode)<br>2 mA (measurement mode)<br>25 mA (radio RX mode)<br>35 mA (radio TX mode)  |
| Operating Temperature Range (Board Circuitry and Coin Cell) | -7°C to +60°C ( 20°F to +140°F )**   |
| Optimal Battery Temperature Range (Coin Cell)               | +10°C to +50°C ( +50°F to +122°F )   |
| Thermistor Temperature Range (Thermistor Probe)             | -40°C to +125°C ( -40°F to +257°F )  |
| Accuracy @ 25°C   | +/- 1% (1° C or 1.8° F)  |
| User Calibrated Accuracy                                    | +/- 0.25° C ( $\pm$ 0.45° F)   |
| Time Constant @ 25°C  | 30 sec   |
| Probe Wire Length   | 3 ft. ( 36 in.)  |
| Weight  | 0.8 oz.  |
| Wireless Range  | 250 - 300 ft. (Through walls, ceilings and floors)<br>Range may vary according to environmental variables.   |
| Certifications  | 900 MHz product; FCC ID: ZTL- RFSC1 and IC: 9794A-RFSC1. 920 MHz product; ARIB STD-T108 R210-103733. 868 and 433 MHz product tested and found to comply with: CISPR 22:2008-09 / EN 55022:2010 - Class B and ETSI EN 300 220-2 V2.4.1 (2012-05). |



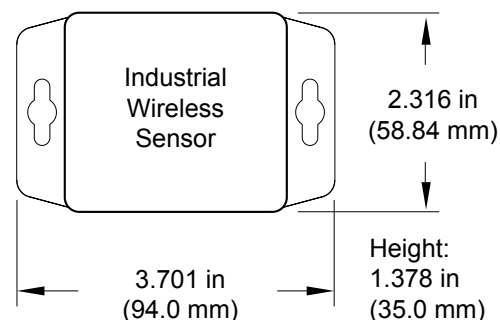
\* Hardware cannot withstand negative voltage. Please take care when connecting a power device.


\*\* At temperatures above 100°C, it is possible for the board circuitry to lose programmed memory.

### PinchPower™ Enclosure



## Wireless Temperature Sensor with Probe (Industrial)



| Technical Specifications  |                                |  |
|---|--------------------------------|--|
| Supply Voltage  |                                | 2.0 - 3.6 VDC *  |
| Current Consumption   |                                | 0.7 $\mu$ A (sleep mode)<br>2 mA (radio idle/off mode)<br>2 mA (measurement mode)<br>25 mA (radio RX mode)<br>35 mA (radio TX mode)  |
| Operating Temperature Range (Board Circuitry and Battery)   |                                |  |
| Included Battery  | Max Temperature Range:         | -40°C to +85°C ( -40°F to +185°F ) **  |
|   | Capacity:                      | 1500 mAh   |
| Optional Solar Feature  | Solar Panel:                   | 5VDC / 30mA (53mm x 30mm)  |
|   | Charging Temperature Range:    | 0° to 45°C (32° to 113°F)  |
|   | Max Temperature Range:         | -20° to 60°C (-4° to 140°F)  |
|   | Included Rechargeable Battery: | 600 mAh / >2000 Charge Cycles (80% of initial capacity)  |
|   | Charging efficiency            | 5% ***   |
|   | Luminous sustainability        | Minimum of 10,000 LUX ***  |
| Thermistor Temperature Range (Thermistor Probe)   |                                | -40°C to +125°C ( -40°F to +257°F )  |
| Accuracy @ 25°C   |                                | +/- 1% (1° C or 1.8° F)  |
| User Calibrated Accuracy  |                                | +/- 0.25° C (± 0.45° F)  |
| Time Constant @ 25°C  |                                | 30 sec   |
| Probe Wire Length   |                                | 3 ft. ( 36 in.)  |
| Enclosure Rating  |                                | NEMA 1, 2, 4, 4x, 12 and 13 rated, sealed and weather proof  |
| UL Rating   |                                | UL Listed to UL508-4x specifications (File E194432)  |
| Weight  |                                | 4.7 oz   |
| Wireless Range  |                                | 250 - 300 ft. (Through walls, ceilings and floors)<br>Range may vary according to environmental variables.   |
| Certifications<br> |                                | 900 MHz product; FCC ID: ZTL- RFSC1 and IC: 9794A-RFSC1. 920 MHz product; ARIB STD-T108 R210-103733. 868 and 433 MHz product tested and found to comply with: CISPR 22:2008-09 / EN 55022:2010 - Class B and ETSI EN 300 220-2 V2.4.1 (2012-05). |

\* Hardware cannot withstand negative voltage. Please take care when connecting a power device.

\*\* At temperatures above 100°C, it is possible for the board circuitry to lose programmed memory.

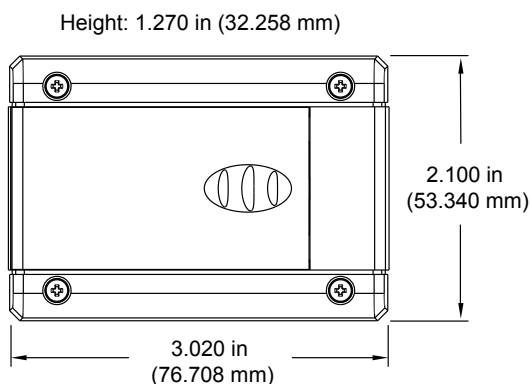
\*\*\* Solar Feature is only chargeable outside on full sunlight.






### Solar Power Option

Monnit Industrial Sensors are powered by a replaceable 3.6V Lithium battery (included). An optional solar powered version is also available. The solar powered sensor uses a Lithium Iron Phosphate rechargeable battery in conjunction with a solar power cell to extend battery life.

## MOWI Wireless Temperature Sensor with Probe (Wi-Fi)



### Technical Specifications

|                                   |   |
|-----------------------------------|---|
| Networking Standards              | IEEE 802.11 b/g   |
| Frequency Band                    | 2.412 - 2.484 GHz   |
| Wi-Fi Security Standards          | Open, WEP, WPA, WPA2  |
| Wi-Fi Security Programming        | Via PC software using USB cable. (Can be changed through iMonnit online software.)  |
| Network Settings                  | Auto DHCP/DNS or Static   |
| Data Logging                      | Standard - On Wi-Fi disruption, unit will log the first 50 readings and transmit when Wi-Fi connection is re-established.<br>Premiere - Unit can record up to 50,000 readings and transmit when Wi-Fi is available.   |
| Power consumption                 | 4uA sleep, 35mA active RX, 180mA TX (at +12dBm)   |
| Battery Life                      | Up to 5 years depending on sensor type, Wi-Fi security, distance from Wi-Fi router, reporting frequency and other variables. (Testing surpassed 90,000 transmissions until battery depletion.)  |
| Wi-Fi Data Rate                   | Auto configures to best rate for maximum range.   |
| Wireless Range                    | Up to 100 ft. device range (typical to standard Wi-Fi devices).   |
| Electronics Operating Temperature | Using Alkaline Batteries: -18°C to +55°C (0°F to +130°F)<br>Using Lithium Batteries: -40°C to +85°C (-40°F to +185°F)   |
| LED Light                         | Status / activity   |
| Weight                            | 3.8 oz.   |
| Wireless Range                    | 250 - 300 ft. (Through walls, ceilings and floors)<br>Range may vary according to environmental variables.  |
| Certifications                    |    Industry Canada FCC ID: T9J-RN171. IC: RSS-210 low-power communication device. CE ID: 0681. |

\* Hardware cannot withstand negative voltage. Please take care when connecting a power device.

\*\* At temperatures above 100°C, it is possible for the board circuitry to lose programmed memory.

### Thermistor Specifications

|                                     |                 |
|-------------------------------------|-----------------|
| Thermistor Operating Range          | -40°C to 125°C  |
| Accuracy @ 25°C                     | +/- 1%          |
| Resistance @ 25°C                   | 10K $\pm$ 1%    |
| B-Constant (25°C – 50°C)            | 3380 $\pm$ 1%   |
| Permissive Operating Current @ 25°C | 0.38 mA         |
| Rated Electric Power @ 25°C         | 15 mW           |
| Dissipation Constant @ 25°C         | 1.5mW/°C        |
| Time Constant @ 25°C                | 7 sec           |
| Probe Wire Length                   | 3 ft. ( 36 in.) |

### High Gain Antenna Option

Monnit Wi-Fi sensors are also available with a detachable high gain antenna to provide a 20-30% increase in range over the standard Wi-Fi sensor. Option uses a different hardware configuration and must be chosen at time of purchase.



## Notes

### Commercial Grade Sensors

Monnit commercial grade sensors are designed for applications in ordinary environments (normal room temperature, humidity and atmospheric pressure). Do not use these sensors under the following conditions as these factors can deteriorate the product characteristics and cause failures and burn-out.

- Corrosive gas or deoxidizing gas - chlorine gas, hydrogen sulfide gas, ammonia gas, sulfuric acid gas, nitric oxides gas, etc.).
- Volatile or flammable gas.
- Dusty conditions.
- Under low or high pressure.
- Wet or excessively humid locations.
- Places with salt water, oils chemical liquids or organic solvents.
- Where there are excessively strong vibrations.
- Other places where similar hazardous conditions exist.

Use these products within the specified temperature range. Higher temperature may cause deterioration of the characteristics or the material quality.

### Industrial Grade Sensors - Type 1, 2, 4, 4X, 12 and 13 NEMA Rated Enclosure

Monnit's Industrial sensors are enclosed in reliable, weatherproof NEMA rated enclosures. Our NEMA rated enclosures are constructed for both indoor or outdoor use and protect the sensor circuitry against the ingress of solid foreign objects like dust as well as the damaging effects of water (rain, sleet, snow, splashing water, and hose directed water).

- Safe from falling dirt.
- Protects against wind-blown dust.
- Protects against rain, sleet, snow, splashing water, and hose directed water
- Increased level of corrosion resistance
- Will remain undamaged by ice formation on the enclosure



For more information about our products or to place an order, please contact our sales department at 801-561-5555.

Visit us on the web at [www.monnit.com](http://www.monnit.com).

Monnit Corporation  
3400 South West Temple  
Salt Lake City, UT 84115  
801-561-5555  
[www.monnit.com](http://www.monnit.com)